

# ***Height adjustable***

# ***floor stands***

## **Height adjustable floor stands**

*The all-in-one solution for transporting and lifting your larger flat panels up to 120 Kg.*



# ***Automatically* raise your large screen** ***out of the flightcase***

## ***The perfect rental solution for large and heavy screens***

These dividable floor stands create a compact system that can be easily transported together with a flat panel, all in one flight case.

The simple to assemble parts create a rigid and pleasing floor stand that lifts the flat panel effortlessly out of the flight case and raises it up to the presentation position – all automatically. Ideal for large and heavy screens, including touch screens.



- ▲ **Suitable for screens up to 120 Kg.**
- ▲ **Flexible height adjustment**
- ▲ **Rigid construction**
- ▲ **No tools needed**



FS-QR120E



Mounting interface: VESA 400x200, 400x400, 600x200, 600x400 and L&S5 + Multi-VESA

FS-QR120E




Lockable VESA mounting patterns

390966



Manual version available

## ELECTRIC HEIGHT ADJUSTABLE FLOOR STAND



### Ref.

### FS-QR120E

Dimensions in mm


W 1130 x D 560 x H 2198

Presentation height in mm

700-1800 (centre screen)

Mounting interface

VESA 400 x 200, 400 x 400,  
600 x 200, 600 x 400 and L&S 5



Lift any screen up to 120 Kg out of the flightcase!



The **FS-QR120E** is used in combination with a separate available Audipack flightcase. For each available screen size Audipack has created a flightcase that contains the **FS-QR120E** and the screen.

Please contact Audipack for an updated flightcase product list.


Build-up the FS-QR120E (all parts are in the flightcase)

Turn the flightcase around and connect the screen to the FS-QR120E mounting head

Move the flightcase and electrically lift your screen to presentation height straight out the flightcase without personal lifting.



## MANUAL HEIGHT ADJUSTABLE FLOOR STAND - 900 SERIES STACK-LIFT



### Ref.

### 390966

Dimensions in mm


W 900 x D 662 x H 2770

Presentation height in mm

2450 (centre screen)

Mounting interface

L&S 5



Lift any screen up to 60 Kg out of the flightcase!



The **390966** is used in combination with a separate available Audipack flightcase. For each available screen size Audipack has created a flightcase that contains the **390966** and the screen.

Please contact Audipack for an updated flightcase product list.

Build-up the Stack-Lift (all parts are in the flightcase)

Turn the flightcase around and connect the screen to the Stack-Lift mounting head

Move the flightcase and manually lift your screen to presentation height straight out the flightcase without personal lifting.



## Height adjustable Floor stands **ACCESSORIES**

### MOUNTING BRACKETS FOR FLAT PANELS (SEE PAGE 43 FOR THE FULL PROGRAM)

See "Mounting brackets for flat panels" for the full program see page 43



Mount any brand and type of flat panel on any Audipack system with the Audipack mounting brackets.



UPRO series



Brand related mounts



Column VESA mounts



VESA mounts

### MOUNTING CAMS FOR DIRECT VESA MOUNTING

### RECESSED MOUNTING HOLES



Ref.



392618  
M6 x 13

392318  
M8 x 13

390618  
M10 x 13



392621  
M6 x 35

392620  
M8 x 35

### LAPTOP SUPPORTS



Ref.

Max. equipment dimensions in mm

Suitable for 390966



390915  
W 300 x D 250

390916  
W 450 x D 350



Suitable for FS-QR120E



P5355  
W 450 x D 365

